

# F-1

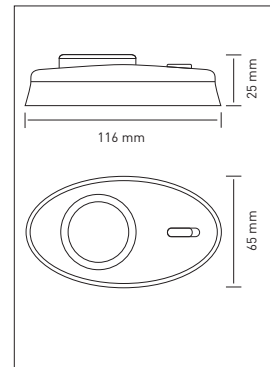
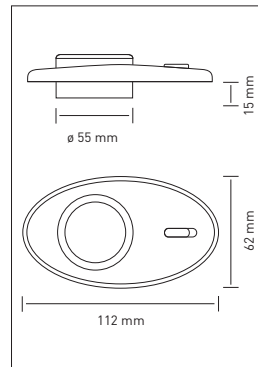
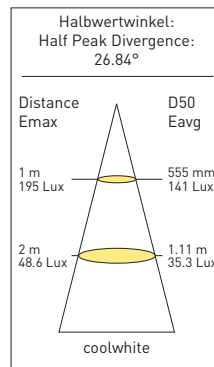


Einbau



Aufbau

Gehäuse   Housing	Polycarbonat/ABS   Polycarbonate/ABS
Befestigung   Mounting	Schrauben   Screw
Lichtquelle   Light source	7 SMD LED, warm- oder kaltweiß, rot   warm- or coolwhite, red
Schalter   Switch	ja   yes
Dimmbar   Dimmable	nein   no
Klasse   Class	
Besonderheiten   Features	Dreh- und schwenkbar   Revolving and swivelling
Energy Efficiency	
Artikelnr.   Part Number	



### Farben | Colors



### Technische Daten | Technical Data



Typ	Switch	Housing Color	Order No.
<b>F-1 LED 2 Watt Recessed/Surface mount</b>			
F-1 Recessed 10-30 Volt/DC LED coolwhite	Yes	white	4472
F-1 Recessed 10-30 Volt/DC LED coolwhite	Yes	black	4476
F-1 Recessed 10-30 Volt/DC LED warmwhite	Yes	white	5428
F-1 Recessed 10-30 Volt/DC LED warmwhite	Yes	black	5429
F-1 Surface mount 10-30 Volt/DC LED coolwhite	Yes	white	4452
F-1 Surface mount 10-30 Volt/DC LED coolwhite	Yes	black	4456
F-1 Surface mount 10-30 Volt/DC LED warmwhite	Yes	white	5438
F-1 Surface mount 10-30 Volt/DC LED warmwhite	Yes	black	5439